

# Proven Quality

## How reliable are Excalibur Windows? Independent testing tells the whole story.

- Excalibur Windows surpassed the rigorous air infiltration resistance testing requirements of the American Society for Testing and Materials (ASTM). ASTM E 283.
- Excalibur Windows resisted water infiltration during a test in which the equivalent of eight inches of rain an hour is blown onto the window at a simulated wind speed of approximately 60 mph. ASTM E 547.
- Excalibur Windows maintained their structural strength and integrity in tests simulating winds of over 155 mph. (This is the same wind speed reserved for Category 5 hurricanes by the National Hurricane Center.) ASTM E 330.

These tests were witnessed by independent testing laboratories utilizing the nationally recognized and accepted American Architectural Manufacturers Association (AAMA) test standards and criteria.



# Excalibur®

Fusion-Welded Vinyl Windows



Total Comfort and Outstanding Durability.

**Alside**

Alside PO Box 2010 Akron, Ohio 44309  
1-800-922-6009 [www.alside.com](http://www.alside.com)



©2010 Alside. Alside, Excalibur and ClimaTech are registered trademarks of Alside. FrameWorks is a trademark of Alside. Intercept is a registered trademark of PPG Industries. \*It is always suggested to consult your tax planner and review all IRS guidelines. Alside nor its representatives shall act as a tax advisor. †A written copy of the warranty is available by writing to: Warranty Department, PO Box 2010 Akron, Ohio 44309. \*\*Insulated Glass (IG) units that require capillary tubes may experience some argon gas depletion. ††It is imperative that your new Bay or Bow window is sealed and finished properly within the first 30 days after installation. Failure to properly finish and seal all of the wood components may cause the wood to fade, swell, warp, or develop other defects that would not be covered under your normal product warranty. ‡ Solid color, non-laminated windows. Colors are reproduced by lithographic process and may vary slightly from colors of actual product. All specifications and designs subject to change without notice. Printed in USA Rev. 11-10/50M/OP 75-2814-01

**Alside**



*When you buy Excalibur Windows from Alside, you're getting more than just frames, sashes and glass. You're getting the knowledge and skill of Alside's Product Development Group – experts with a proven track record of designing, building and testing superior, energy-efficient windows. These specialists know that to build the best windows, you have to start with the best materials and components. Their experience is your assurance of total satisfaction.*



*No need to choose between style or energy savings. Each Excalibur Window is designed to maximize energy efficiency without sacrificing aesthetics in the process.*

1. *Vinyl frames and sashes will never chip, peel, crack or warp.* Made with premium raw materials, the vinyl color is formulated throughout so the beautiful luster lasts.
2. *Multi-chambered sash and mainframe* create insulating air spaces for thermal efficiency.
3. *Insulated glass unit featuring double-strength glass* with optimal air space improves year-round performance.
4. *PPG Intercept® Warm-Edge Spacer System* maximizes thermal efficiency and the life of the insulated glass unit.
5. *Interlock at sash meeting rail* adds to your sense of security, comfort and well-being.
6. *Protective bulb seal* helps prevent air infiltration at the meeting rail.
7. *Drop-in glazing* for extra protection from the elements.
8. *Fully extruded lift rails* provide strength and stability for easy operation.
9. *Sloped sill* forces water to drain to the exterior of the window.
10. *Hidden screen track* for clean lines and added beauty.
11. *Bulb seal* at the sill provides extra protection from the elements – sealing tightly against dust, dirt and air infiltration.


*Plus these additional features:*

- Fusion-welded frames and sashes add strength and rigidity.
- Dual ventilator locks provide a limited and secure opening of the window for ventilation.
- Full balance covers help protect against air infiltration while adding a finished look to the window frame.
- Constant force balance system eliminates sash cords, weights and pulleys. You'll benefit from smooth, comfortable fingertip operation.
- Tilt-in top and bottom sashes make cleaning safe and easy from inside the home.
- Protective double barrier-fin weatherstripping at sash sides helps block dirt, noise, and air infiltration.
- Beveled exterior profile gives windows a clean, elegant look.

*The Alside Lifetime Limited Warranty*

Excalibur Windows are made by Alside, a recognized leader in product innovation, manufacturing excellence and uncompromising quality control.

That's a reputation you can count on, from the day your windows are installed until the day you sell your home. And to make your buying decision easier, Alside backs all Excalibur Windows with its Lifetime Limited Warranty<sup>†</sup>. . . one of the strongest in the industry.



## Excalibur Windows with ClimaTech® far exceed performance requirements.

Our optional ClimaTech insulated glass package combines multi-layered low-emissivity (Low-E) glass, argon gas\*\* and the PPG Intercept Warm-Edge Spacer System. ClimaTech is up to 40% more energy efficient than most other Low-E or Mid-E glass systems and provides more than twice the energy efficiency of clear glass units.

Excalibur Windows with ClimaTech exceed the performance requirements set forth by the U.S. Department of Energy in conjunction with the National Fenestration Rating Council (NFRC) test criteria.

One of the most critical NFRC tests measures the rate of heat loss through a window or door (U-Factor). The lower the U-Factor, the better the product is at resisting heat flow, which results in a product with a greater insulating value.



Low-E glass filters long-wave radiation from the sun. This reduces solar heat gain from the summer sun, helping to keep your home cooler.



Low-E glass takes on a new duty in winter months. It lets warm solar rays into your home, while preventing indoor heat from escaping.

### Excalibur Double-Hung Glass Performance Comparison\*

	U-Factor	SHGC
Clear Glass	0.49	0.59
ClimaTech	0.32	0.30
ClimaTech with ETC	0.30	0.30
ClimaTech Elite	0.30	0.21

\*Whole window values.

Another critical NFRC test is for Solar Heat Gain Coefficient (SHGC). This procedure measures how well a product blocks heat caused by sunlight. Again, the lower the number, the less solar heat the window transmits into the home. The above chart clearly shows how the performance of Excalibur Windows can be enhanced with the addition of various ClimaTech insulated glass packages.



## Performance Options

### Make your home an energy miser. It's easy!

For maximum energy savings, upgrade your Excalibur Windows with a ClimaTech insulating glass package, featuring Low-E glass, argon gas and the PPG Intercept Warm-Edge Spacer System. The superior thermal performance of this insulating glass unit can help lower your energy costs while further reducing the consumption of fossil fuels. Many ClimaTech insulating glass packages meet the latest ENERGY STAR® requirements. Consult your window professional for the optimal glass package required for your home and climate zone.

### What makes the ClimaTech insulated glass package so effective?

Since 80% of a window is glass, substantial heating and cooling savings come from improved glass performance.

- Our combination of UV-filtering Low-E glass, argon gas and the Intercept Warm-Edge Spacer System dramatically enhances energy efficiency. Together they can cut the damaging effects of the sun, which can lead to the fading of carpets, curtains and furniture, by an additional 72% over clear insulated glass units.
- In winter, a warmer glass temperature is maintained, increasing the R-Value by up to an additional 104%.
- In summer, up to a 49% reduction in solar heat gain helps reduce air-conditioning costs.



Aside offers a variety of ENERGY STAR qualified products. Consult your window professional for the optimal glass package required for your home and climate zone.



## Go Green

Exceptionally energy-smart and weathertight, Aside windows not only reduce fuel consumption needed to heat and cool homes, they also boast a long service life and achieve optimal material use and minimal waste in production. Virtually all in-plant vinyl scrap is recycled into other useful products, further reducing the environmental impact of waste. And because vinyl never needs to be painted, it helps eliminate paint, stain and other maintenance-related products from entering the waste stream or releasing volatile organic compounds (VOCs) into the atmosphere. Vinyl windows also are eco-friendly because vinyl resin is derived largely from common salt – a sustainable and abundant natural resource!<sup>1</sup>



<sup>1</sup>Source: A Clear View – Vinyl Windows and the Environment. American Architectural Manufacturers Association (AAMA) & The Vinyl Institute (VI). March 2007

## Qualifies for Tax Credits!

Take advantage of temporary tax credit incentives.

When you purchase new products that meet energy efficiency guidelines you may be eligible to take advantage of temporary tax credit incentives. Excalibur Windows with various ClimaTech insulating glass packages may qualify for valuable tax savings. Please see your Alside Sales Representative for more information and visit [www.energy.gov/taxbreaks.htm](http://www.energy.gov/taxbreaks.htm) for complete details.



USGBC and related logo is a trademark owned by the U.S. Green Building Council and is used by permission.



## Double-Hung Windows



*A clear choice for the discerning homeowner . . . Excalibur Double-Hung Windows.*

- Fusion-welded sash and mainframe structure for added strength and rigidity.
- Multi-wall extrusion for superior welding strength.
- Interlock at sash meeting rail creates a super-tight seal against air infiltration, providing security, comfort and well-being.
- Sloped sill forces water to drain to the exterior of the window.
- Drop-in glazing provides energy efficiency as well as interior aesthetic appeal.
- Double barrier-fin weatherstripping at sash sides helps keep out dirt and noise, and protects against air infiltration.
- Constant force balance system eliminates sash cords, weights and pulleys and provides easy fingertip operation.
- Hidden screen track produces clean lines and added beauty.



*Make a bold statement with elegant Excalibur Double-Hung Windows. The combination of an extremely simple-to-use design with a stylish, contemporary look makes Excalibur the right choice for homeowners who pay attention to the smallest details and expect perfection every single time.*

## Sliding Windows



*Add a bright, new dimension of comfort and elegance.*

- Fusion-welded sash and mainframe structure for added strength and rigidity.
- Multi-wall extrusion for superior welding strength.
- Hidden screen track produces clean lines and added beauty.
- Double-barrier weatherstripping for superior protection from air and water infiltration.
- Nylon-encased dual brass roller system.
- Theft deterrent locks.

*Swing & Clean Sliding Windows*

*The pinnacle of style, performance and ease of maintenance.*

- Multi-chambered vinyl frame provides insulation and adds energy efficiency.
- DuraBrake pivot/glide shoe enhances the smooth sash operation.
- EasyGrip swing latch locks the sash in place at the top and bottom.
- Drop-in glazing provides energy efficiency as well as interior aesthetic appeal.
- Available in 2-lite and 3-lite configurations.
- 3-lite models available in equal-lite or 1/4-1/2-1/4 configurations.



*Sliding window (top) shown in a 1/4-1/2-1/4 configuration. Swing & Clean windows (middle and bottom photo) make cleaning a snap.*

*Note: Swing & Clean is an option and does not come standard on sliding windows.*

# A Variety of Windows to Suit Your Style

## Casement Windows

*Enjoy the clean, uninterrupted sightlines of a casement window.*

- Beveled exterior sash design creates the appearance of a larger glass area with an attractive slimline look.
- Step-down frame with compression-type inner bulb seal provides a tight seal during inclement weather.
- State-of-the-art hinge system provides multi-directional ventilation and allows sash cleaning from inside the home.
- Positive crank mechanism permits easy operation when opening and closing the sash.
- Multi-point locking system ensures a tight fit and added security.
- Multiple lite configurations available in a single mainframe.



## Bay and Bow Windows

*Add a dramatic new allure and flair to any room.*

- 1 1/4" furniture-grade veneer is standard in the construction of head, seatboard and jambs.
- Head and seatboard in oak or birch veneer finish each window and are ready for painting or staining.\*\*
- 3" pre-insulated seatboard option helps increase energy savings.
- Slimline reinforced mullion design provides superior strength and support for the selected components.
- Bay and bow windows are available in white or beige with optional soft maple, rich maple, light oak, dark oak, foxwood or cherry woodgrain interior finishes.
- Exterior roof system available with optional copper or painted aluminum roof clad kits.



## Awning Windows

*A versatile style to enhance any room in your home.*

- Beveled exterior sash design gives the window the appearance of a larger glass area with an attractive slimline look.
- Heavy-duty, state-of-the-art hinge system provides easy operation from inside the home.
- Metal reinforcement helps to secure the operating hinge system.
- Dual-point locking system ensures a tight fit and added security.
- Multiple lite configurations available in a single mainframe.
- Combining awning and fixed-lite windows adds striking beauty and increased visibility.



## Garden Windows

*Bring the beauty of nature closer than ever before.*


- Fully welded mainframe for strength and stability.
- Top sloped insulating glass panel is tempered for improved safety and unit integrity.
- Equal sightlines between picture units and operating sashes.
- Twin sealing, fully screened, operating casements improves weather protection.
- Multi-point locking system for a tighter seal and added security.
- Clear 1" insulated glass unit provides all-weather protection.



## Sliding Patio Doors

*Enjoy more of the outdoors with an expanded view.*

- Vertical sash components are metal reinforced for added structural strength.
- Extra-deep, weatherstripped integral interlocks at meeting stiles for added protection against air infiltration.
- Structural composite roller system ensures quiet and easy operation.
- Heavy-duty fiberglass screen with aluminum frame features an adjustable independent wheel system in all four corners.
- Available in 2-, 3-, and 4-lite configurations.
- Choose from a variety of solid colors, woodgrain options, hardware finishes, and grid patterns to complement your Excalibur Windows.




## Colors and Finishes

Excalibur Windows are available in a wide array of beautiful colors and natural-looking wood finishes to lend style and refinement to your home – both inside and out.

### Interior Choices

Interior finishes include white and beige, as well as laminate woodgrains in white, soft maple, rich maple, light oak, dark oak, foxwood and cherry. All interior woodgrains have a white or beige exterior – except white woodgrain, which is available in a beige exterior only.



### Exterior Choices

Exterior choices include white and beige, as well as laminate colors in Architectural Bronze, Hudson Khaki, Desert Clay, English Red, Forest Green, American Terra and Castle Gray. All exterior laminate colors shown have a white interior.



**FRAMEWORKS™**

BEAUTIFUL WINDOWS. INSIDE AND OUT.


FrameWorks' triple-layer laminate composition expertly marries a highly resilient, transparent double layer of protection consisting of PVDF and PMMA materials to an acrylic base layer to form an extremely weatherable surface that maintains its attractive appearance over the life of the product. FrameWorks exterior laminates carry a 10 year fade-resistance warranty rider.†

† Solid color, non-laminated windows.  
Patios doors are available in a matching painted finish.


## Grid Options

Designer grids lend an added measure of style and dimension to your windows. All grids are enclosed within the insulated glass unit for easy cleaning. Choose from our selection of beautiful grid profiles and patterns to design the ideal window for your home:

### Grid Patterns:



### Grid Profiles:



**Classic Grids** – available in Colonial, Diamond, Prairie and Double Prairie patterns

**Contoured Grids** – available in Colonial, Prairie and Double Prairie patterns

**Gold Tone Brass Grids** – available in Prairie and Double Prairie patterns

**Narrow Brass Grids** – available in a Colonial pattern

## V-Grooved Cut Glass

Add a cut or polished V-grooved glass pattern to your window for the perfect touch of elegance.

